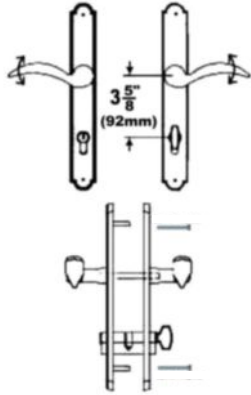


Sets Include: Plates, Handles, and Cylinder (Handing & Door Thickness Required)

## TYPE A

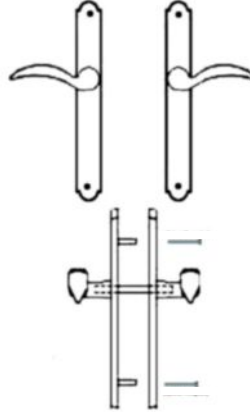
**KEYED WITH PROFILE CYLINDER**

CODE - 90 x AK



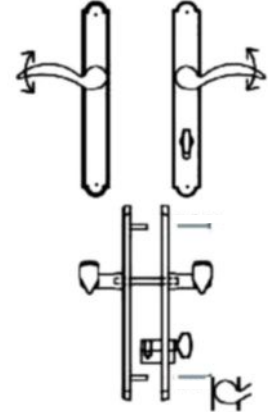
**FULL DUMMY FIXED**

CODE - 90 x AD



**NON-KEYED, HALF PROFILE CYLINDER**

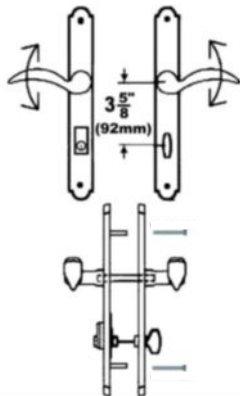
CODE - 90 x AP



## TYPE B

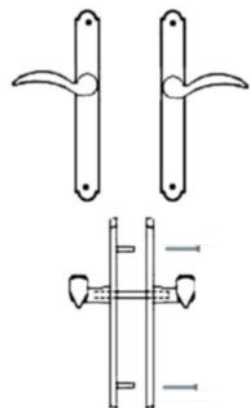
**KEYED WITH AMERICAN CYLINDER (BELOW)**

CODE - 90 x BK



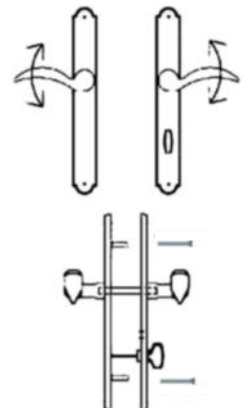
**FULL DUMMY FIXED**

CODE - 90 x BD



**NON-KEYED, AMERICAN THUMBTURN INSIDE**

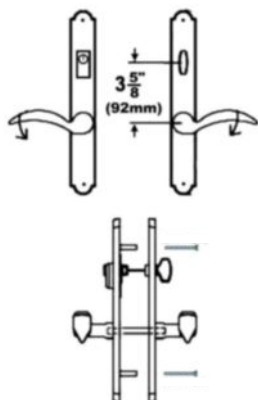
CODE - 90 x BP



## TYPE C

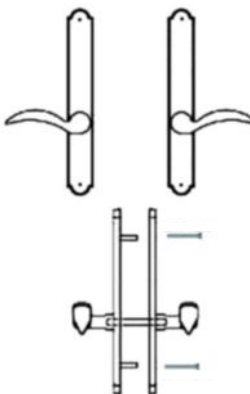
**KEYED WITH AMERICAN CYLINDER (ABOVE)**

CODE - 90 x CK



**FULL DUMMY FIXED**

CODE - 90 x CD



**NON-KEYED, AMERICAN THUMBTURN INSIDE**

CODE - 90 x CP

